

SG SLIDING GATE BOPLAN SAFETY GATES SPECIFICATION SHEET

Revision: 17 May 2022 4:24 PM

Boplan reference:
SG12.. HP plus sliding gates
SG13.. TB plus sliding gates

PRODUCT SPECIFICATIONS

APPLICATION

Environment	Gate in between pedestrian zone and high traffic zone. Indoor use only 0°C up to + 40°C
Features	Range of standards lengths available. Can be used in combination with different FLEX IMPACT® systems. UV resistant. Impervious to most chemical products**

MATERIAL

Gate rails	Novilene® - UV resistant - Fire class E ⁺ - Non conductive - Impervious to most chemicals**
Fixations	ZC / SS
Wheel support / U profile	Lacquered steel

STANDARD COLORS

Rails (sliding part)	Black / yellow
Rails (fixed part)	Yellow
Posts	Black
Wheel support / U profile	Black


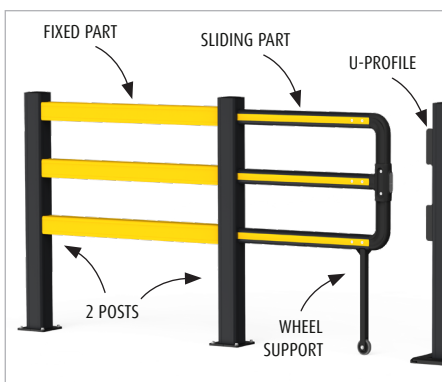
*Classification according to EN 13501-1:2007 +A1:2009 - Fire classification of construction products and building elements.

**Ask your local sales office for resistance to specific chemicals.



FIXATIONS

		ZC (Zinc coated)	SS (Stainless steel)
STANDARD	Wedge anchor	 M12 x 120mm	M12 x 120mm
	Anchor rod (Chemical)	 M12 x 120mm + Chemical resin	M12 x 120mm + Chemical resin
ALTERNATIVES	Concrete screw	 Ø12mm x 100mm	Not available
	Asphalt anchor	 Bolt M10 x 40mm + Screw Ø16mm	Not available
	Spit anchor	 Bolt M12 x 100mm + Plug Ø20mm	Not available





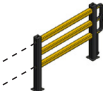






FEATURES AND FUNCTIONALITY


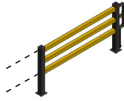




SIZE AND DIMENSIONS

<p>HP plus</p>		<p>Standard Length</p> <p>2100 mm 3000 mm 4000 mm 4500 mm</p>
<p>TB400 Plus</p>		<p>Standard Length</p> <p>2100 mm 3000 mm 4000 mm 4500 mm</p>
<p>TB260 Plus</p>		<p>Standard Length</p> <p>2100 mm 3000 mm 4000 mm 4500 mm</p>
		<p>Variable Length</p> <p>2101 mm up to 4499 mm</p>
		<p>Weight (incl hinge, fixations,...)</p> <p>32.0 kg (2100 mm version) 36.0 kg (3000 mm version) 41.0 kg (4000 mm version) 44.0 kg (4500 mm version)</p>
		<p>Baseplates (2x)</p> <p>180 mm x 180 mm (10 mm thick)</p>
		<p>Variable Length</p> <p>2101 mm up to 4500 mm</p>
		<p>Weight (incl hinge, fixations,...)</p> <p>49.0-52.0 kg (2100 mm version) 56.0-59.0 kg (3000 mm version) 65.0-67.0 kg (4000 mm version) 67.0-70.0 kg (4500 mm version)</p>
		<p>Baseplates</p> <p>Endpost 275 mm x 275 mm (10 mm thick) Midpost 180 mm x 180 mm (10 mm thick)</p>
		<p>Variable Length</p> <p>2101 mm up to 4500 mm</p>
		<p>Weight (incl hinge, fixations,...)</p> <p>42.0-44.0 kg (2100 mm version) 49.0-51.0 kg (3000 mm version) 57.0-59.0 kg (4000 mm version) 60.0-62.0 kg (4500 mm version)</p>
		<p>Baseplates</p> <p>Endpost 275 mm x 275 mm (10 mm thick) Midpost 180 mm x 180 mm (10 mm thick)</p>


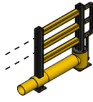
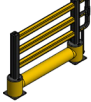
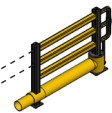
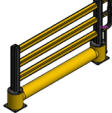
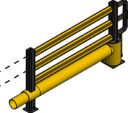
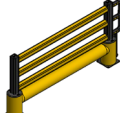
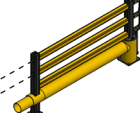
REFERENCES - SLIDING GATE - HP

SG1200-2100-0001YE SG1200-2100-0001YEZ SG1200-2100-0001YES	Sli. G HP - CC2100mm - 800mm (2P/3R88/U) - YE Sli. G HP - CC2100mm - 800mm (2P/3R88/U) - YE - ZC Sli. G HP - CC2100mm - 800mm (2P/3R88/U) - YE - SS	
SG1200-2100-C201YE SG1200-2100-C201YEZ SG1200-2100-C201YES	Sli. G HP - CC2100mm - 800mm (2P/3R88/U) cont.2R-YE Sli. G HP - CC2100mm - 800mm (2P/3R88/U) cont.2R-YE - ZC Sli. G HP - CC2100mm - 800mm (2P/3R88/U) cont.2R-YE - SS	
SG1200-2100-C301YE SG1200-2100-C301YEZ SG1200-2100-C301YES	Sli. G HP - CC2100mm - 800mm (2P/3R88/U) cont.3R-YE Sli. G HP - CC2100mm - 800mm (2P/3R88/U) cont.3R-YE - ZC Sli. G HP - CC2100mm - 800mm (2P/3R88/U) cont.3R-YE - SS	
SG1200-3000-0001YE SG1200-3000-0001YEZ SG1200-3000-0001YES	Sli. G HP - CC3000mm - 1250mm (2P/3R88/U) - YE Sli. G HP - CC3000mm - 1250mm (2P/3R88/U) - YE - ZC Sli. G HP - CC3000mm - 1250mm (2P/3R88/U) - YE - SS	
SG1200-3000-C201YE SG1200-3000-C201YEZ SG1200-3000-C201YES	Sli. G HP - CC3000mm - 1250mm (2P/3R88/U) cont.2R-YE Sli. G HP - CC3000mm - 1250mm (2P/3R88/U) cont.2R-YE - ZC Sli. G HP - CC3000mm - 1250mm (2P/3R88/U) cont.2R-YE - SS	
SG1200-3000-C301YE SG1200-3000-C301YEZ SG1200-3000-C301YES	Sli. G HP - CC3000mm - 1250mm (2P/3R88/U) cont.3R-YE Sli. G HP - CC3000mm - 1250mm (2P/3R88/U) cont.3R-YE - ZC Sli. G HP - CC3000mm - 1250mm (2P/3R88/U) cont.3R-YE - SS	
SG1200-4000-0001YE SG1200-4000-0001YEZ SG1200-4000-0001YES	Sli. G HP - CC4000mm - 1750mm (2P/3R88/U) - YE Sli. G HP - CC4000mm - 1750mm (2P/3R88/U) - YE - ZC Sli. G HP - CC4000mm - 1750mm (2P/3R88/U) - YE - SS	
SG1200-4000-C201YE SG1200-4000-C201YEZ SG1200-4000-C201YES	Sli. G HP - CC4000mm - 1750mm (2P/3R88/U) cont.2R-YE Sli. G HP - CC4000mm - 1750mm (2P/3R88/U) cont.2R-YE - ZC Sli. G HP - CC4000mm - 1750mm (2P/3R88/U) cont.2R-YE - SS	
SG1200-4000-C301YE SG1200-4000-C301YEZ SG1200-4000-C301YES	Sli. G HP - CC4000mm - 1750mm (2P/3R88/U) cont.3R-YE Sli. G HP - CC4000mm - 1750mm (2P/3R88/U) cont.3R-YE - ZC Sli. G HP - CC4000mm - 1750mm (2P/3R88/U) cont.3R-YE - SS	

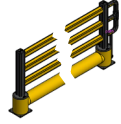
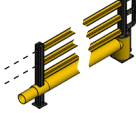
REFERENCES - SLIDING GATE - HP

SG1200-4500-0001YE SG1200-4500-0001YEZ SG1200-4500-0001YES	Sli. G HP - CC4500mm - 2000mm (2P/3R88/U) - YE Sli. G HP - CC4500mm - 2000mm (2P/3R88/U) - YE - ZC Sli. G HP - CC4500mm - 2000mm (2P/3R88/U) - YE - SS	
SG1200-4500-C201YE SG1200-4500-C201YEZ SG1200-4500-C201YES	Sli. G HP - CC4500mm - 2000mm (2P/3R88/U) cont.2R-YE Sli. G HP - CC4500mm - 2000mm (2P/3R88/U) cont.2R-YE - ZC Sli. G HP - CC4500mm - 2000mm (2P/3R88/U) cont.2R-YE - SS	
SG1200-4500-C301YE SG1200-4500-C301YEZ SG1200-4500-C301YES	Sli. G HP - CC4500mm - 2000mm (2P/3R88/U) cont.3R-YE Sli. G HP - CC4500mm - 2000mm (2P/3R88/U) cont.3R-YE - ZC Sli. G HP - CC4500mm - 2000mm (2P/3R88/U) cont.3R-YE - SS	
SG1201-4499-0001YE SG1201-4499-0001YEZ SG1201-4499-0001YES	Sli. G HP - CC/2 !1051-2249! (2P/3R88/U) - YE Sli. G HP - CC/2 !1051-2249! (2P/3R88/U) - YE - ZC Sli. G HP - CC/2 !1051-2249! (2P/3R88/U) - YE - SS	
SG1201-4499-C201YE SG1201-4499-C201YEZ SG1201-4499-C201YES	Sli. G HP - CC/2 !1051-2249! (2P/3R88/U) cont.2R-YE Sli. G HP - CC/2 !1051-2249! (2P/3R88/U) cont.2R-YE - ZC Sli. G HP - CC/2 !1051-2249! (2P/3R88/U) cont.2R-YE - SS	
SG1201-4499-C301YE SG1201-4499-C301YEZ SG1201-4499-C301YES	Sli. G HP - CC/2 !1051-2249! (2P/3R88/U) cont.3R-YE Sli. G HP - CC/2 !1051-2249! (2P/3R88/U) cont.3R-YE - ZC Sli. G HP - CC/2 !1051-2249! (2P/3R88/U) cont.3R-YE - SS	

REFERENCES - SLIDING GATE - TB400 PLUS

SG1300-2100-0001YE SG1300-2100-0001YEZ SG1300-2100-0001YES	Sli. G - TB400 Plus - CC2100-800mm (2P/U) - YE Sli. G - TB400 Plus - CC2100-800mm (2P/U) - YE - ZC Sli. G - TB400 Plus - CC2100-800mm (2P/U) - YE - SS	
SG1300-2100-CT02YE SG1300-2100-CT02YEZ SG1300-2100-CT02YES	Sli. G - TB400 Plus - CC2100-800mm (2P/U) Cont. - YE Sli. G - TB400 Plus - CC2100-800mm (2P/U) Cont. - YE - ZC Sli. G - TB400 Plus - CC2100-800mm (2P/U) Cont. - YE - SS	
SG1300-3000-0001YE SG1300-3000-0001YEZ SG1300-3000-0001YES	Sli. G - TB400 Plus - CC3000-1250mm (2P/U) - YE Sli. G - TB400 Plus - CC3000-1250mm (2P/U) - YE - ZC Sli. G - TB400 Plus - CC3000-1250mm (2P/U) - YE - SS	
SG1300-3000-CT02YE SG1300-3000-CT02YEZ SG1300-3000-CT02YES	Sli. G - TB400 Plus - CC3000-1250mm (2P/U) Cont. - YE Sli. G - TB400 Plus - CC3000-1250mm (2P/U) Cont. - YE - ZC Sli. G - TB400 Plus - CC3000-1250mm (2P/U) Cont. - YE - SS	
SG1300-4000-0001YE SG1300-4000-0001YEZ SG1300-4000-0001YES	Sli. G - TB400 Plus - CC4000-1750mm (2P/U) - YE Sli. G - TB400 Plus - CC4000-1750mm (2P/U) - YE - ZC Sli. G - TB400 Plus - CC4000-1750mm (2P/U) - YE - SS	
SG1300-4000-CT02YE SG1300-4000-CT02YEZ SG1300-4000-CT02YES	Sli. G - TB400 Plus - CC4000-1750mm (2P/U) Cont. - YE Sli. G - TB400 Plus - CC4000-1750mm (2P/U) Cont. - YE - ZC Sli. G - TB400 Plus - CC4000-1750mm (2P/U) Cont. - YE - SS	
SG1300-4500-0001YE SG1300-4500-0001YEZ SG1300-4500-0001YES	Sli. G - TB400 Plus - CC4500-2000mm (2P/U) - YE Sli. G - TB400 Plus - CC4500-2000mm (2P/U) - YE - ZC Sli. G - TB400 Plus - CC4500-2000mm (2P/U) - YE - SS	
SG1300-4500-CT02YE SG1300-4500-CT02YEZ SG1300-4500-CT02YES	Sli. G - TB400 Plus - CC4500-2000mm (2P/U) Cont. - YE Sli. G - TB400 Plus - CC4500-2000mm (2P/U) Cont. - YE - ZC Sli. G - TB400 Plus - CC4500-2000mm (2P/U) Cont. - YE - SS	

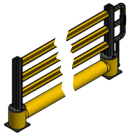
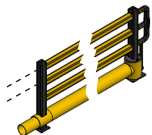
REFERENCES - SLIDING GATE - TB400 PLUS

SG1308-4499-0001YE SG1308-4499-0001YEZ SG1308-4499-0001YES	Sli. G - TB400 Plus - CC/2 !1051-2249! - YE Sli. G - TB400 Plus - CC/2 !1051-2249! - YE - ZC Sli. G - TB400 Plus - CC/2 !1051-2249! - YE - SS	
SG1308-4499-CT02YE SG1308-4499-CT02YEZ SG1308-4499-CT02YES	Sli. G - TB400 Plus - CC/2 !1051-2249! - Cont.TB - YE Sli. G - TB400 Plus - CC/2 !1051-2249! - Cont.TB - YE - ZC Sli. G - TB400 Plus - CC/2 !1051-2249! - Cont.TB - YE - SS	


REFERENCES - SLIDING GATE - TB260 PLUS

SG1301-2100-0001YE SG1301-2100-0001YEZ SG1301-2100-0001YES	Sli. G - TB260 Plus - CC2100-800mm (2P/U) - YE Sli. G - TB260 Plus - CC2100-800mm (2P/U) - YE - ZC Sli. G - TB260 Plus - CC2100-800mm (2P/U) - YE - SS	
SG1301-2100-CT02YE SG1301-2100-CT02YEZ SG1301-2100-CT02YES	Sli. G - TB260 Plus - CC2100-800mm (2P/U) Cont. - YE Sli. G - TB260 Plus - CC2100-800mm (2P/U) Cont. - YE - ZC Sli. G - TB260 Plus - CC2100-800mm (2P/U) Cont. - YE - SS	
SG1301-3000-0001YE SG1301-3000-0001YEZ SG1301-3000-0001YES	Sli. G - TB260 Plus - CC3000-1250mm (2P/U) - YE Sli. G - TB260 Plus - CC3000-1250mm (2P/U) - YE - ZC Sli. G - TB260 Plus - CC3000-1250mm (2P/U) - YE - SS	
SG1301-3000-CT02YE SG1301-3000-CT02YEZ SG1301-3000-CT02YES	Sli. G - TB260 Plus - CC3000-1250mm (2P/U) Cont. - YE Sli. G - TB260 Plus - CC3000-1250mm (2P/U) Cont. - YE - ZC Sli. G - TB260 Plus - CC3000-1250mm (2P/U) Cont. - YE - SS	
SG1301-4000-0001YE SG1301-4000-0001YEZ SG1301-4000-0001YES	Sli. G - TB260 Plus - CC4000-1750mm (2P/U) - YE Sli. G - TB260 Plus - CC4000-1750mm (2P/U) - YE - ZC Sli. G - TB260 Plus - CC4000-1750mm (2P/U) - YE - SS	
SG1301-4000-CT02YE SG1301-4000-CT02YEZ SG1301-4000-CT02YES	Sli. G - TB260 Plus - CC4000-1750mm (2P/U) Cont. - YE Sli. G - TB260 Plus - CC4000-1750mm (2P/U) Cont. - YE - ZC Sli. G - TB260 Plus - CC4000-1750mm (2P/U) Cont. - YE - SS	
SG1301-4500-0001YE SG1301-4500-0001YEZ SG1301-4500-0001YES	Sli. G - TB260 Plus - CC4500-2000mm (2P/U) - YE Sli. G - TB260 Plus - CC4500-2000mm (2P/U) - YE - ZC Sli. G - TB260 Plus - CC4500-2000mm (2P/U) - YE - SS	
SG1301-4500-CT02YE SG1301-4500-CT02YEZ SG1301-4500-CT02YES	Sli. G - TB260 Plus - CC4500-2000mm (2P/U) Cont. - YE Sli. G - TB260 Plus - CC4500-2000mm (2P/U) Cont. - YE - ZC Sli. G - TB260 Plus - CC4500-2000mm (2P/U) Cont. - YE - SS	

REFERENCES - SLIDING GATE - TB260 PLUS

SG1309-4499-0001YE SG1309-4499-0001YEZ SG1309-4499-0001YES	Sli. G - TB260 Plus - CC/2 11051-2249! - YE Sli. G - TB260 Plus - CC/2 11051-2249! - YE - ZC Sli. G - TB260 Plus - CC/2 11051-2249! - YE - SS	
SG1309-4499-CT02YE SG1309-4499-CT02YEZ SG1309-4499-CT02YES	Sli. G - TB260 Plus - CC/2 11051-2249! - Cont.TB - YE Sli. G - TB260 Plus - CC/2 11051-2249! - Cont.TB - YE - ZC Sli. G - TB260 Plus - CC/2 11051-2249! - Cont.TB - YE - SS	

REFERENCES - SPARE PARTS

SG1209-0001-UPBL	Sliding Gate - U profile - 650x63x4mm - BL	
SG1209-0002-GRBL	Sliding Gate HP - Metal piece for Guiding Roller - BL	