

TB 400 GRILL BARRIER BOPLAN SAFETY BARRIERS


Revision: 21 September 2023 1:25 PM
Boplan reference: GB4...




PRODUCT SPECIFICATIONS

APPLICATION			
Environment	Single tube traffic barrier protects people against the impact of forklifts and falling goods. Depending on the size of the (stacked) goods, one can opt for an arrangement with a centre distance between the rails of 11 or 22 in. Intended for indoor use.		
Impact performance at 90°	POST:	16100 Joule (Eq. to 5 ton - 5.6 mph)	
	RAIL:	20100 Joule (Eq. to 5 ton - 6.3 mph)	
MATERIAL			
Posts and rails	Novilene® - UV resistant - Fire class E* - Non conductive - Impervious to most chemicals**		
Caps	SEBS rubber		
STANDARD COLORS			
End post	Black		
Mid post	Black		
Impact tube	Yellow		
Handrails	Yellow		
BASEPLATES			
	Steel	Zinc Coated Steel	Stainless steel
Material	Steel 37		
Coating	Lacquered		
Color	High gloss black		

*Classification according to EN 13501-1:2007 +A1:2009 - Fire classification of construction products and building elements.
**Ask your local sales office for resistance to specific chemicals.




FIXATIONS			
		ZC (Zinc coated)	SS (Stainless steel)
STANDARD	Wedge anchor	M12 x 120mm	Not available
			




FEATURES AND FUNCTIONALITY - TB 400 GRILL BARRIER

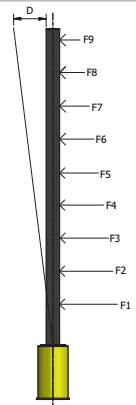
SIZE	
Height end posts	maximum 121 in
Height mid post	maximum 121 in
Profile section tubes	Ø8 in (2/5 in thick)
Profile section handrails	2 x 2 3/4 in (1/5 in thick)
Profile section end posts	Outer tube: Ø10 in (2/5 in thick) Inner profile: 4 2/5 x 4 2/5 in (2/5 in thick)
Profile section mid posts	Profile: 4 2/5 x 4 2/5 in (2/5 in thick)
Standard rail length (cc)	53 in (center - center 63 in)
Baseplate	End Post: 10 4/5 x 10 4/5 in (2/5 in thick) Mid Post: 7 x 7 in (2/5 in thick)

REQUIREMENTS	
Concrete quality	minimum C25/30
Concrete floor plate thickness	minimum 2/3 in
Concrete slab dimension around posts (in)	23 1/2 (h) x 60023 1/2 (w) x 11 3/4 (d)
Operational temperature	14°F up to 104°F
Water and humidity	Steel (standard): dry indoor use only.

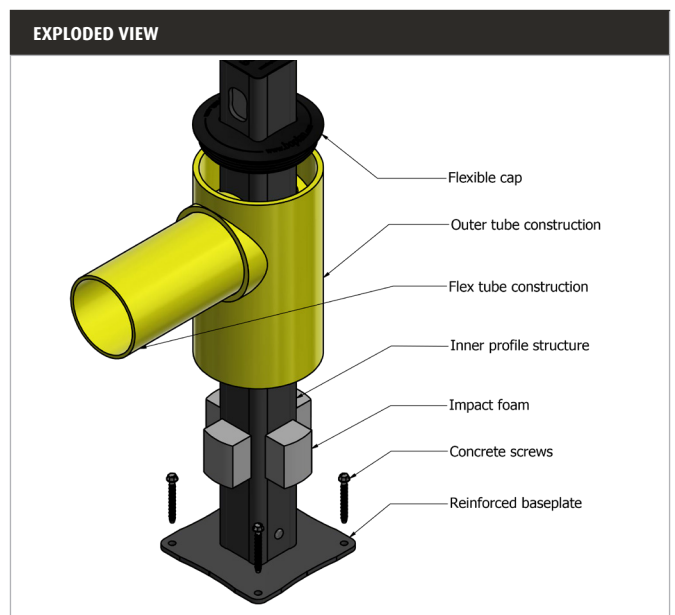
 IMPACT LABEL FOR SAFETY BARRIERS		
BOPLAN TB400 GRILL BARRIER		
IMPACT RATING	45°	90° PAS 13:2017 compliant
E80 < 80 kJ		
E60 < 60 kJ		
E50 < 50 kJ		
E40 < 40 kJ		
E35 < 35 kJ		
E30 < 30 kJ		
E25 < 25 kJ	24,8 kJ	
E20 < 20 kJ		20,1 kJ
E15 < 15 kJ		
E10 < 10 kJ		
E5 < 5,0 kJ		
E2 < 2,5 kJ		
TEST CONDITIONS TEMPERATURE: 20°C / 68°F IMPACT HEIGHT: 300 mm / 11 3/4 Inch IMPACT ANGLE: 90° TEST FLOOR: CONCRETE SLAB C25/30 - 160 mm / 6 Inch MANUFACTURER ANCHOR PULL OUT: 7,9 kN	TEST VEHICLE WEIGHT: 2300 KG / 5070.63 lbs TYPE: COMMERCIAL FORK LIFT SIZE (L x W x h): 1890x1020x1970 mm / 74x40x78 Inch CONTACT AREA: STEEL BUMPER WIDTH: 600 mm / 24 Inch	ACCREDITED TEST LABORATORY 620 Route des Fromentaux 01500 Saint-Maurice-de-Rémens 01360 Bèlignieux France 
SUCCESS CRITERIA VEHICLE STOPPED - ASI (ACCELERATION SEVERITY INDEX) <0.5	IL-GH-20230920	



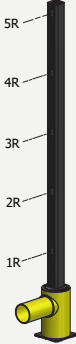
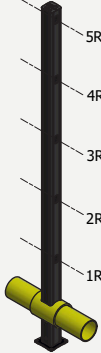
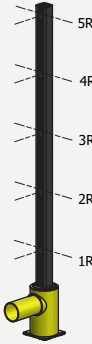
HOLDING POWER		
	Force*	Deflection**
121 in - 9R	F9 = 2600 N	32 1/2 in
110 in - 8R	F8 = 2900 N	30 3/4 in
100 in - 7R	F7 = 3300 N	28 3/4 in
90 in - 6R	F6 = 3800 N	26 1/5 in
78 in - 5R	F5 = 4500 N	23 in
67 in - 4R	F4 = 5600 N	19 4/5 in
45 in - 2R	F2 = 10800 N	11 4/5 in
34 in - 1R	F1 = 19500 N	6 4/5 in



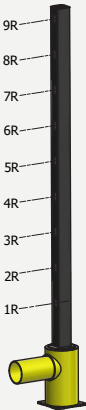
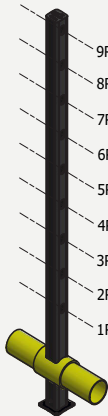
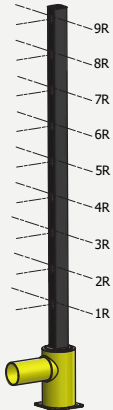
* Force acting on the center of the hand rails (between posts)
** Deflection (D) measured on top side.



REFERENCE LIST - TB 400 GRILL BARRIER
POSTS - 22 in rail distance

	End post	Mid post	T-end post (incl. caps)
121 in - 5R	GB4550-3075-EPYE	GB4550-3075-MPYE	GB4550-3075-TPYE
78 in - 3R	GB4550-1975-EPYE	GB4550-1975-MPYE	GB4550-1975-TPYE
			

POSTS - 11 in rail distance

	End post	Mid post	T-end post (incl. caps)
121 in - 9R	GB4275-3075-EPYE	GB4275-3075-MPYE	GB4275-3075-TPYE
100 in - 7R	GB4275-2525-EPYE	GB4275-2525-MPYE	GB4275-2525-TPYE
78 in - 5R	GB4275-1975-EPYE	GB4275-1975-MPYE	GB4275-1975-TPYE
			

RAIL SETS

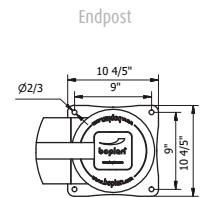
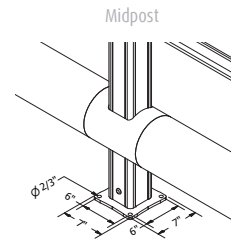
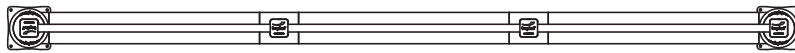
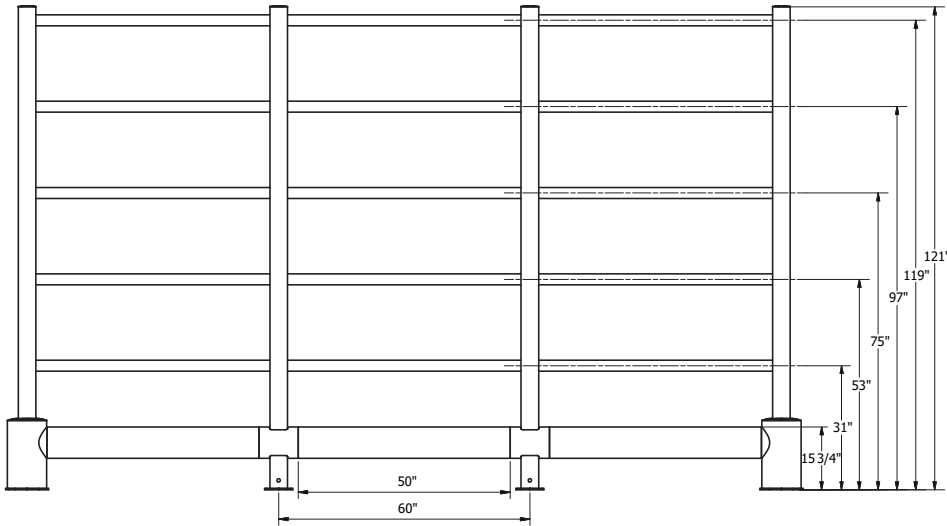
	CC36in - 36in - YE	CC48in - 38in - YE	CC60in - 50in - YE	CC72in - 62in - YE	CC78in - 68in - YE	Ø250-350mm - 90° - YE	RUN	STR
9R	GBR900-0665-0915YE	GBR900-0970-1220YE	GBR900-1275-1525YE	GBR900-1579-1829YE	GBR900-1731-1981YE	GBR900-0350-C259YE	GBR900-RUN	GBR900-STR
7R	GBR700-0665-0915YE	GBR700-0970-1220YE	GBR700-1275-1525YE	GBR700-1579-1829YE	GBR700-1731-1981YE	GBR700-0350-C259YE	GBR700-RUN	GBR700-STR

Boplan bv Head Office | Muizelstraat 12, 8560 Moorsele, Belgium | +32 56 20 64 20 | sales@boplan.com | www.boplan.com

DISCLAIMER: ALL PRODUCT SPECIFICATIONS AND DATA ARE SUBJECT TO CHANGE WITHOUT NOTICE TO IMPROVE RELIABILITY, FUNCTION OR DESIGN OR OTHERWISE.
© Boplan, the Boplan logo, Flex Impact and RackBull are trademarks of Boplan bv. All other trademarks are property of their respective owners.

TECHNICAL DRAWINGS - TB 400 GRILL BARRIER

Rails 22 in center - center



Rails 11 in center - center

