

DG250R AE

SAFETY GATES

Revision: 8 April 2025 9:39 AM
Boplan reference: DG250R0-.....-S0AEYEZ







PRODUCT SPECIFICATIONS

APPLICATION	
Protection	The FLEX IMPACT® Patented DG250R AE is a motorized safety gate with double bars, designed to protect both people and infrastructure. The motorized system ensures seamless operation, providing effective fall protection in its closed position while acting as a sturdy, impact-resistant barrier at loading docks. The gate offers up to 10.2 kJ of impact protection on the bars. Its compact design features removable bars for easy assembly, and Base Defenders provide enhanced ground protection. The gate supports a maximum opening of 3000 mm.
Environment	Around loading docks. Around loading pits.
Features	Protects openings up to 3000mm. Patented motorized system ensures ergonomic operation and enhanced safety. Warning system with a flashing red light and beeping during movement, transitioning to a steady green light when movement ends. Safety sensors detect resistance, stopping the gate automatically for added safety. Manual release mechanism available with a yellow light indicating manual mode. Two-hand control system ensures safe operation. Base Defenders shield fixations & improve ground-level protection. Patented tube-in-tube system for increased impact resistance. Removable rails allow for easy assembly and servicing. Low maintenance. Compact design for minimal footprint. UV-resistant.
Impact performance 90°	Rails: 10 200 Joule - Eq. to 3.8 ton at 8.4 km/h - Following PAS 13 Posts: 7000 Joule - Eq. to 3.8 ton at 6.9 km/h - Following PAS 13
MATERIAL	
Rails, posts & handles	Extrilene® - UV resistant - Fire class E ⁺ - Non conductive - Impervious to most chemicals**.
Base Defender & Cap	Sustainable elastomer.
Baseplate	Black laquered zinc coated steel.
STANDARD COLORS	
Posts	Yellow
Rails	Yellow
Caps, Base Defender, handles & visible metals	Black

*Classification according to EN 13501-1:2007 +A1:2009 - Fire classification of construction products and building elements.

**Ask your local sales office for resistance to specific chemicals.

		FIXATIONS	
		ZC (Zinc coated)	SS (Stainless steel)
STANDARD	Concrete screw	 Ø17mm x 130mm	 Not available
ALTERNATIVE	Wedge anchor	 Ø18mm (M12) x 130mm	 Not available



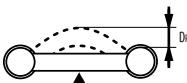

The anchors specified in this document are metric. Imperial anchors are available on demand.



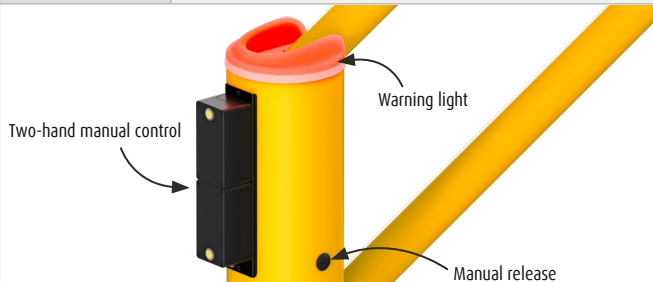
FEATURES AND FUNCTIONALITY - DG250R AE

SIZE	
Height posts	1227 mm
Profile section posts	Ø254mm
Profile section rails	Ø100mm
Baseplate	Ø350 mm (15 mm thick)
Base Defender	Top: Ø250 mm Base: Ø354 mm Height: 150 mm

REQUIREMENTS	
Concrete quality	Recommended C25/30
Concrete floor plate thickness	Recommended 150 mm
Concrete slab dimension around posts	1000 (h) x 1000 (w) x 700 (d) mm
Operational temperature	+8°C up to +40°C
Water and humidity	Indoor use only

 IMPACT LABEL SAFETY GATES			
DOCK GATE 250R AE			
BOPLAN IMPACT CATEGORY	RATING	90°	45°
X	50 kJ 40 kJ		
T	30 kJ 25 kJ		
F	20 kJ 17kJ		20 400 Joule
R	15 kJ 12 kJ		
B	10 kJ 7.5kJ	10 200 Joule	
L	5.0 kJ 2.5 kJ 0.5 kJ		
		<i>*Dynamic impact results: 10 200 Joule</i>	<i>*Dynamic impact results: 14 425 Joule</i>
IMPACT TEST RESULTS AT 90° PRODUCT: DG250R-3000-50AEYEZ Deflection Rail (Dr) At maximum impact energy			
			Dr: 694 mm / 27.3 Inch
TEST CONDITIONS FOLLOWING PAS13: 2017 TEMPERATURE: 20°C / 68°F IMPACT ON MIDDLE OF RAILS IMPACT HEIGHT: 520 mm / 20.5 Inch TEST FLOOR: CONCRETE SLAB C25/30 - 150 mm / 6 Inch		BOPLAN TEST CENTRE Muizelstraat 12 8560 Moorsele Belgium	
TEST VEHICLE: TYPE: BOPLAN IMPACT TEST VEHICLE WEIGHT: 3775 Kg / 8322.45 lbs SIZE (L x W x h): 3100 x 1100 x 1150 mm / 122 x 43.3 x 45.3 Inch CONTACT AREA, STEEL BUMPER WIDTH: 1000 mm / 39.4 Inch			
<i>* IMPACT VALUE ACCOUNTING FOR BARRIER DEFORMATION DURING IMPACT</i>		IL-DG250RAE-20250320	

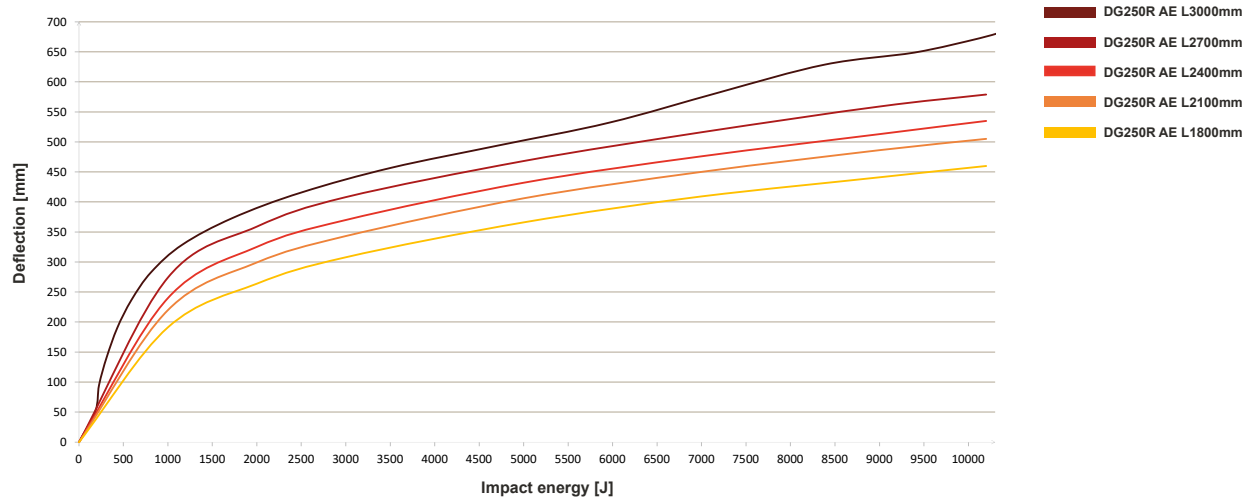
CE COMPLIANCE	
Machinery Directive 2006/42/EC	Ensures that machinery meets safety requirements in the EU, focusing on design, construction, and operation safety.
EMC - Directive (2014/30/EU)	Regulates electromagnetic compatibility to ensure electrical equipment operates without causing interference.
Low Voltage Directive (2014/35/EU)	Covers the safety of electrical equipment within certain voltage limits to prevent hazards like electric shock.
Radio Equipment Directive RED (2014/53/EU)	Sets requirements for radio equipment to ensure it does not cause harmful interference and operates safely.
RoHS (EU Directive 2011/65/EU)	Limits the use of certain hazardous materials in electrical and electronic products to protect human health and the environment.

FUNCTIONALITY	
System integration*	The DG250R AE features a two-hand manual control system for enhanced safety during operation. If desired, the system can be integrated into other safety solutions within the warehouse environment.
	

* Please note: We are not responsible for any modifications made by the client. It is the client's full responsibility to implement the necessary safety measures. For more information on integration options, please contact your local sales office.

FEATURES AND FUNCTIONALITY - DG250R AE

Deflection curve - Rails



See impact label for detailed information on the test conditions.

REFERENCE LIST - DG250R AE

Reference	Description	Inner width (L)	Height when open (H)	Weight
DG250R0-1800-S0AEYEZ	Dock Gate 250R AE - 1800mm - Control unit Side - YE - ZC - (including 2 posts)	1800 mm	3304 mm	122.9 Kg
DG250R0-2100-S0AEYEZ	Dock Gate 250R AE - 2100mm - Control unit Side - YE - ZC - (including 2 posts)	2100 mm	3604 mm	125.9 Kg
DG250R0-2400-S0AEYEZ	Dock Gate 250R AE - 2400mm - Control unit Side - YE - ZC - (including 2 posts)	2400 mm	3904 mm	128.9 Kg
DG250R0-2700-S0AEYEZ	Dock Gate 250R AE - 2700mm - Control unit Side - YE - ZC - (including 2 posts)	2700 mm	4204 mm	131.9 Kg
DG250R0-3000-S0AEYEZ	Dock Gate 250R AE - 3000mm - Control unit Side - YE - ZC - (including 2 posts)	3000 mm	4504 mm	133.7 Kg

DRAWING AND DIMENSIONS - DG250R AE

Dimensions = mm (inch)

