

# SLIDING GATE

## SAFETY GATES

Revision: 30 May 2024 5:03 PM  
 Boplan reference:  
 SG12... HP plus sliding gates  
 SG13... TB plus sliding gates


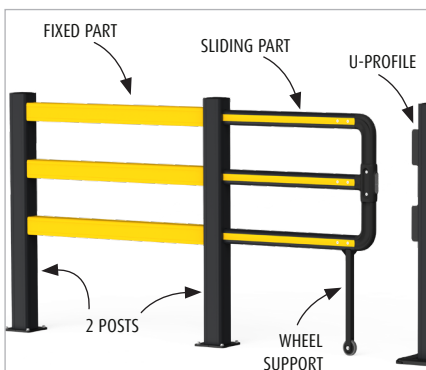
### PRODUCT SPECIFICATIONS

APPLICATION	
Environment	The gate provides secure separation between pedestrians and high-traffic zones, ensuring safety in industrial environments. Designed for indoor use, these gates offer smooth operation and reliable access control. The compatibility with the Flex Impact systems easily integrates it with existing setups.
Features	Range of standards lengths available. Can be mounted on different FLEX IMPACT® systems. UV resistant. Impervious to most chemical products**
MATERIAL	
Gate rails	Extrilene® - UV resistant - Fire class E <sup>+</sup> - Non conductive - Impervious to most chemicals**
Fixations	ZC / SS
Wheel support / U profile	Lacquered steel
STANDARD COLOURS	
Rails (sliding part)	Black RAL 9005 / Yellow RAL 1003
Rails (fixed part)	Yellow RAL 1003
Posts	Black RAL 9005
Wheel support / U profile	Black

\*Classification according to EN 13501-1:2007 +A1:2009 - Fire classification of construction products and building elements.  
 \*\*Ask your local sales office for resistance to specific chemicals.



FIXATIONS		ZC (Zinc coated)	SS (Stainless steel)
STANDARD	Wedge anchor	M12 x 120mm	M12 x 120mm
	Anchor rod (Chemical)	M12 x 120mm + Chemical resin	M12 x 120mm + Chemical resin
ALTERNATIVES	Concrete screw	Ø12mm x 100mm	Not available
	Asphalt anchor	Bolt M10 x 40mm + Screw Ø16mm	Not available
	Spit anchor	Bolt M12 x 100mm + Plug Ø20mm	Not available




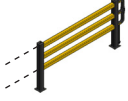
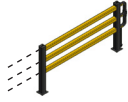

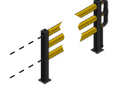

**FEATURES AND FUNCTIONALITY - SG SLIDING GATE**

**SIZE AND DIMENSIONS**

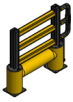
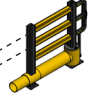
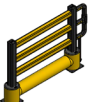
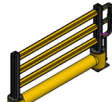
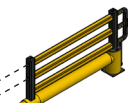
HP plus	<p>CC = (Gate opening + 250) x 2 Gate opening = (CC/2) - 250</p>		Standard Length	CC: 2100 mm Gate opening: 800 mm CC: 3000 mm Gate opening: 1250 mm CC: 4000 mm Gate opening: 1750 mm CC: 4500 mm Gate opening: 2000 mm
			Variable Length	2101 mm up to 4499 mm
			Weight (incl hinge, fixations,..)	32.0 kg (2100 mm version) 36.0 kg (3000 mm version) 41.0 kg (4000 mm version) 44.0 kg (4500 mm version)
			Baseplates (2x)	180 mm x 180 mm (10 mm thick)
TB400 Plus	<p>CC = (Gate opening + 250) x 2 Gate opening = (CC/2) - 250</p>		Standard Length	CC: 2100 mm Gate opening: 800 mm CC: 3000 mm Gate opening: 1250 mm CC: 4000 mm Gate opening: 1750 mm CC: 4500 mm Gate opening: 2000 mm
			Variable Length	2101 mm up to 4500 mm
			Weight (incl hinge, fixations,..)	49.0-52.0 kg (2100 mm version) 56.0-59.0 kg (3000 mm version) 65.0-67.0 kg (4000 mm version) 67.0-70.0 kg (4500 mm version)
			Baseplates Endpost Midpost	275 mm x 275 mm (10 mm thick) 180 mm x 180 mm (10 mm thick)
TB260 Plus	<p>CC = (Gate opening + 250) x 2 Gate opening = (CC/2) - 250</p>		Standard Length	CC: 2100 mm Gate opening: 800 mm CC: 3000 mm Gate opening: 1250 mm CC: 4000 mm Gate opening: 1750 mm CC: 4500 mm Gate opening: 2000 mm
			Variable Length	2101 mm up to 4500 mm
			Weight (incl hinge, fixations,..)	42.0-44.0 kg (2100 mm version) 49.0-51.0 kg (3000 mm version) 57.0-59.0 kg (4000 mm version) 60.0-62.0 kg (4500 mm version)
			Baseplates Endpost Midpost	275 mm x 275 mm (10 mm thick) 180 mm x 180 mm (10 mm thick)

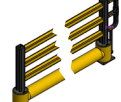
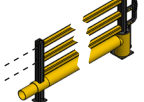
**REFERENCE LIST - SG SLIDING GATE**

SLIDING GATE - HP		
SG1200-2100-0001YE SG1200-2100-0001YEZ SG1200-2100-0001YES	Sli. G HP - CC2100mm - 800mm (2P/3R88/U) - YE Sli. G HP - CC2100mm - 800mm (2P/3R88/U) - YE - ZC Sli. G HP - CC2100mm - 800mm (2P/3R88/U) - YE - SS	
SG1200-2100-C201YE SG1200-2100-C201YEZ SG1200-2100-C201YES	Sli. G HP - CC2100mm - 800mm (2P/3R88/U) cont.2R-YE Sli. G HP - CC2100mm - 800mm (2P/3R88/U) cont.2R-YE - ZC Sli. G HP - CC2100mm - 800mm (2P/3R88/U) cont.2R-YE - SS	
SG1200-2100-C301YE SG1200-2100-C301YEZ SG1200-2100-C301YES	Sli. G HP - CC2100mm - 800mm (2P/3R88/U) cont.3R-YE Sli. G HP - CC2100mm - 800mm (2P/3R88/U) cont.3R-YE - ZC Sli. G HP - CC2100mm - 800mm (2P/3R88/U) cont.3R-YE - SS	
SG1200-3000-0001YE SG1200-3000-0001YEZ SG1200-3000-0001YES	Sli. G HP - CC3000mm - 1250mm (2P/3R88/U) - YE Sli. G HP - CC3000mm - 1250mm (2P/3R88/U) - YE - ZC Sli. G HP - CC3000mm - 1250mm (2P/3R88/U) - YE - SS	
SG1200-3000-C201YE SG1200-3000-C201YEZ SG1200-3000-C201YES	Sli. G HP - CC3000mm - 1250mm (2P/3R88/U) cont.2R-YE Sli. G HP - CC3000mm - 1250mm (2P/3R88/U) cont.2R-YE - ZC Sli. G HP - CC3000mm - 1250mm (2P/3R88/U) cont.2R-YE - SS	
SG1200-3000-C301YE SG1200-3000-C301YEZ SG1200-3000-C301YES	Sli. G HP - CC3000mm - 1250mm (2P/3R88/U) cont.3R-YE Sli. G HP - CC3000mm - 1250mm (2P/3R88/U) cont.3R-YE - ZC Sli. G HP - CC3000mm - 1250mm (2P/3R88/U) cont.3R-YE - SS	
SG1200-4000-0001YE SG1200-4000-0001YEZ SG1200-4000-0001YES	Sli. G HP - CC4000mm - 1750mm (2P/3R88/U) - YE Sli. G HP - CC4000mm - 1750mm (2P/3R88/U) - YE - ZC Sli. G HP - CC4000mm - 1750mm (2P/3R88/U) - YE - SS	
SG1200-4000-C201YE SG1200-4000-C201YEZ SG1200-4000-C201YES	Sli. G HP - CC4000mm - 1750mm (2P/3R88/U) cont.2R-YE Sli. G HP - CC4000mm - 1750mm (2P/3R88/U) cont.2R-YE - ZC Sli. G HP - CC4000mm - 1750mm (2P/3R88/U) cont.2R-YE - SS	
SG1200-4000-C301YE SG1200-4000-C301YEZ SG1200-4000-C301YES	Sli. G HP - CC4000mm - 1750mm (2P/3R88/U) cont.3R-YE Sli. G HP - CC4000mm - 1750mm (2P/3R88/U) cont.3R-YE - ZC Sli. G HP - CC4000mm - 1750mm (2P/3R88/U) cont.3R-YE - SS	

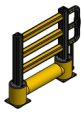
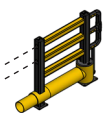
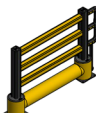
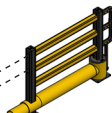
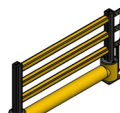
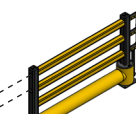
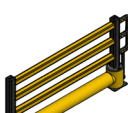
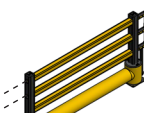
SLIDING GATE - HP		
SG1200-4500-0001YE SG1200-4500-0001YEZ SG1200-4500-0001YES	Sli. G HP - CC4500mm - 2000mm (2P/3R88/U) - YE Sli. G HP - CC4500mm - 2000mm (2P/3R88/U) - YE - ZC Sli. G HP - CC4500mm - 2000mm (2P/3R88/U) - YE - SS	
SG1200-4500-C201YE SG1200-4500-C201YEZ SG1200-4500-C201YES	Sli. G HP - CC4500mm - 2000mm (2P/3R88/U) cont.2R-YE Sli. G HP - CC4500mm - 2000mm (2P/3R88/U) cont.2R-YE - ZC Sli. G HP - CC4500mm - 2000mm (2P/3R88/U) cont.2R-YE - SS	
SG1200-4500-C301YE SG1200-4500-C301YEZ SG1200-4500-C301YES	Sli. G HP - CC4500mm - 2000mm (2P/3R88/U) cont.3R-YE Sli. G HP - CC4500mm - 2000mm (2P/3R88/U) cont.3R-YE - ZC Sli. G HP - CC4500mm - 2000mm (2P/3R88/U) cont.3R-YE - SS	
SG1201-4499-0001YE SG1201-4499-0001YEZ SG1201-4499-0001YES	Sli. G HP - CC/2 !1051-2249! (2P/3R88/U) - YE Sli. G HP - CC/2 !1051-2249! (2P/3R88/U) - YE - ZC Sli. G HP - CC/2 !1051-2249! (2P/3R88/U) - YE - SS	
SG1201-4499-C201YE SG1201-4499-C201YEZ SG1201-4499-C201YES	Sli. G HP - CC/2 !1051-2249! (2P/3R88/U) cont.2R-YE Sli. G HP - CC/2 !1051-2249! (2P/3R88/U) cont.2R-YE - ZC Sli. G HP - CC/2 !1051-2249! (2P/3R88/U) cont.2R-YE - SS	
SG1201-4499-C301YE SG1201-4499-C301YEZ SG1201-4499-C301YES	Sli. G HP - CC/2 !1051-2249! (2P/3R88/U) cont.3R - YE Sli. G HP - CC/2 !1051-2249! (2P/3R88/U) cont.3R-YE - ZC Sli. G HP - CC/2 !1051-2249! (2P/3R88/U) cont.3R-YE - SS	

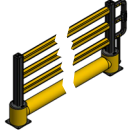
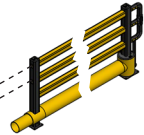
**REFERENCE LIST - SG SLIDING GATE**


SLIDING GATE - TB400 PLUS		
SG1300-2100-0001YE SG1300-2100-0001YEZ SG1300-2100-0001YES	Sli. G - TB400 Plus - CC2100-800mm (2P/U) - YE Sli. G - TB400 Plus - CC2100-800mm (2P/U) - YE - ZC Sli. G - TB400 Plus - CC2100-800mm (2P/U) - YE - SS	
SG1300-2100-CT02YE SG1300-2100-CT02YEZ SG1300-2100-CT02YES	Sli. G - TB400 Plus - CC2100-800mm (2P/U) Cont. - YE Sli. G - TB400 Plus - CC2100-800mm (2P/U) Cont. - YE - ZC Sli. G - TB400 Plus - CC2100-800mm (2P/U) Cont. - YE - SS	
SG1300-3000-0001YE SG1300-3000-0001YEZ SG1300-3000-0001YES	Sli. G - TB400 Plus - CC3000-1250mm (2P/U) - YE Sli. G - TB400 Plus - CC3000-1250mm (2P/U) - YE - ZC Sli. G - TB400 Plus - CC3000-1250mm (2P/U) - YE - SS	
SG1300-3000-CT02YE SG1300-3000-CT02YEZ SG1300-3000-CT02YES	Sli. G - TB400 Plus - CC3000-1250mm (2P/U) Cont. - YE Sli. G - TB400 Plus - CC3000-1250mm (2P/U) Cont. - YE - ZC Sli. G - TB400 Plus - CC3000-1250mm (2P/U) Cont. - YE - SS	
SG1300-4000-0001YE SG1300-4000-0001YEZ SG1300-4000-0001YES	Sli. G - TB400 Plus - CC4000-1750mm (2P/U) - YE Sli. G - TB400 Plus - CC4000-1750mm (2P/U) - YE - ZC Sli. G - TB400 Plus - CC4000-1750mm (2P/U) - YE - SS	
SG1300-4000-CT02YE SG1300-4000-CT02YEZ SG1300-4000-CT02YES	Sli. G - TB400 Plus - CC4000-1750mm (2P/U) Cont. - YE Sli. G - TB400 Plus - CC4000-1750mm (2P/U) Cont. - YE - ZC Sli. G - TB400 Plus - CC4000-1750mm (2P/U) Cont. - YE - SS	
SG1300-4500-0001YE SG1300-4500-0001YEZ SG1300-4500-0001YES	Sli. G - TB400 Plus - CC4500-2000mm (2P/U) - YE Sli. G - TB400 Plus - CC4500-2000mm (2P/U) - YE - ZC Sli. G - TB400 Plus - CC4500-2000mm (2P/U) - YE - SS	
SG1300-4500-CT02YE SG1300-4500-CT02YEZ SG1300-4500-CT02YES	Sli. G - TB400 Plus - CC4500-2000mm (2P/U) Cont. - YE Sli. G - TB400 Plus - CC4500-2000mm (2P/U) Cont. - YE - ZC Sli. G - TB400 Plus - CC4500-2000mm (2P/U) Cont. - YE - SS	

SLIDING GATE - TB400 PLUS		
SG1308-4499-0001YE SG1308-4499-0001YEZ SG1308-4499-0001YES	Sli. G - TB400 Plus - CC/2 !1051-2249! - YE Sli. G - TB400 Plus - CC/2 !1051-2249! - YE - ZC Sli. G - TB400 Plus - CC/2 !1051-2249! - YE - SS	
SG1308-4499-CT02YE SG1308-4499-CT02YEZ SG1308-4499-CT02YES	Sli. G - TB400 Plus - CC/2 !1051-2249! - Cont.TB - YE Sli. G - TB400 Plus - CC/2 !1051-2249! - Cont.TB - YE - ZC Sli. G - TB400 Plus - CC/2 !1051-2249! - Cont.TB - YE - SS	

**REFERENCE LIST - SG SLIDING GATE**

SLIDING GATE - TB260 PLUS		
SG1301-2100-0001YE SG1301-2100-0001YEZ SG1301-2100-0001YES	Sli. G - TB260 Plus - CC2100-800mm (2P/U) - YE Sli. G - TB260 Plus - CC2100-800mm (2P/U) - YE - ZC Sli. G - TB260 Plus - CC2100-800mm (2P/U) - YE - SS	
SG1301-2100-CT02YE SG1301-2100-CT02YEZ SG1301-2100-CT02YES	Sli. G - TB260 Plus - CC2100-800mm (2P/U) Cont. - YE Sli. G - TB260 Plus - CC2100-800mm (2P/U) Cont. - YE - ZC Sli. G - TB260 Plus - CC2100-800mm (2P/U) Cont. - YE - SS	
SG1301-3000-0001YE SG1301-3000-0001YEZ SG1301-3000-0001YES	Sli. G - TB260 Plus - CC3000-1250mm (2P/U) - YE Sli. G - TB260 Plus - CC3000-1250mm (2P/U) - YE - ZC Sli. G - TB260 Plus - CC3000-1250mm (2P/U) - YE - SS	
SG1301-3000-CT02YE SG1301-3000-CT02YEZ SG1301-3000-CT02YES	Sli. G - TB260 Plus - CC3000-1250mm (2P/U) Cont. - YE Sli. G - TB260 Plus - CC3000-1250mm (2P/U) Cont. - YE - ZC Sli. G - TB260 Plus - CC3000-1250mm (2P/U) Cont. - YE - SS	
SG1301-4000-0001YE SG1301-4000-0001YEZ SG1301-4000-0001YES	Sli. G - TB260 Plus - CC4000-1750mm (2P/U) - YE Sli. G - TB260 Plus - CC4000-1750mm (2P/U) - YE - ZC Sli. G - TB260 Plus - CC4000-1750mm (2P/U) - YE - SS	
SG1301-4000-CT02YE SG1301-4000-CT02YEZ SG1301-4000-CT02YES	Sli. G - TB260 Plus - CC4000-1750mm (2P/U) Cont. - YE Sli. G - TB260 Plus - CC4000-1750mm (2P/U) Cont. - YE - ZC Sli. G - TB260 Plus - CC4000-1750mm (2P/U) Cont. - YE - SS	
SG1301-4500-0001YE SG1301-4500-0001YEZ SG1301-4500-0001YES	Sli. G - TB260 Plus - CC4500-2000mm (2P/U) - YE Sli. G - TB260 Plus - CC4500-2000mm (2P/U) - YE - ZC Sli. G - TB260 Plus - CC4500-2000mm (2P/U) - YE - SS	
SG1301-4500-CT02YE SG1301-4500-CT02YEZ SG1301-4500-CT02YES	Sli. G - TB260 Plus - CC4500-2000mm (2P/U) Cont. - YE Sli. G - TB260 Plus - CC4500-2000mm (2P/U) Cont. - YE - ZC Sli. G - TB260 Plus - CC4500-2000mm (2P/U) Cont. - YE - SS	

SLIDING GATE - TB260 PLUS		
SG1309-4499-0001YE SG1309-4499-0001YEZ SG1309-4499-0001YES	Sli. G - TB260 Plus - CC/2 11051-2249! - YE Sli. G - TB260 Plus - CC/2 11051-2249! - YE - ZC Sli. G - TB260 Plus - CC/2 11051-2249! - YE - SS	
SG1309-4499-CT02YE SG1309-4499-CT02YEZ SG1309-4499-CT02YES	Sli. G - TB260 Plus - CC/2 11051-2249! - Cont.TB - YE Sli. G - TB260 Plus - CC/2 11051-2249! - Cont.TB - YE - ZC Sli. G - TB260 Plus - CC/2 11051-2249! - Cont.TB - YE - SS	

SPARE PARTS		
SG1209-0001-UPBL	Sliding Gate - U profile - 650x63x4mm - BL	
SG1209-0002-GRBL	Sliding Gate HP - Metal piece for Guiding Roller - BL	