

HT TUNNEL FREE STANDING

HANDRAILS






Revision: 26 January 2026 8:23 AM
Boplan reference: HT12...



PRODUCT SPECIFICATIONS

APPLICATION	
Protection	The Tunnel Free Standing is designed to protect pedestrian walkways and is ideal for creating a safe passage between stacked goods.
MATERIAL	
Posts and rails	Extrilene® - UV resistant - Fire class E ⁺ - Non conductive - Impervious to most chemicals ^{**}
STANDARD COLOURS	
End post / Mid post	Black RAL 9005
Handrails	Yellow RAL 1003
BASEPLATES	
	Steel
Material	Steel 37
Coating	Lacquered
Colour	High gloss black

*Classification according to EN 13501-1:2007 +A1:2009 - Fire classification of construction products and building elements.

**Ask your local sales office for resistance to specific chemicals.

		FIXATIONS	
		ZC (Zinc coated)	SS (Stainless steel)
STANDARD	Wedge anchor	 M12 x 120mm	M12 x 120mm
	Anchor rod (Chemical)	 M12 x 120mm + Chemical resin	M12 x 120mm + Chemical resin
ALTERNATIVES	Concrete screw	 Ø12mm x 100mm	Not available
	Asphalt anchor	 Bolt M10 x 40mm + Screw Ø16mm	Not available
	Spit anchor	 Bolt M12 x 100mm + Plug Ø20mm	Not available



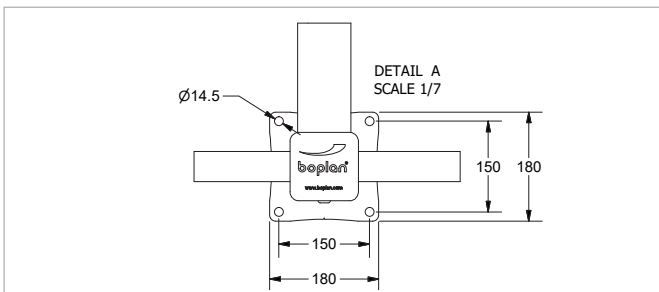
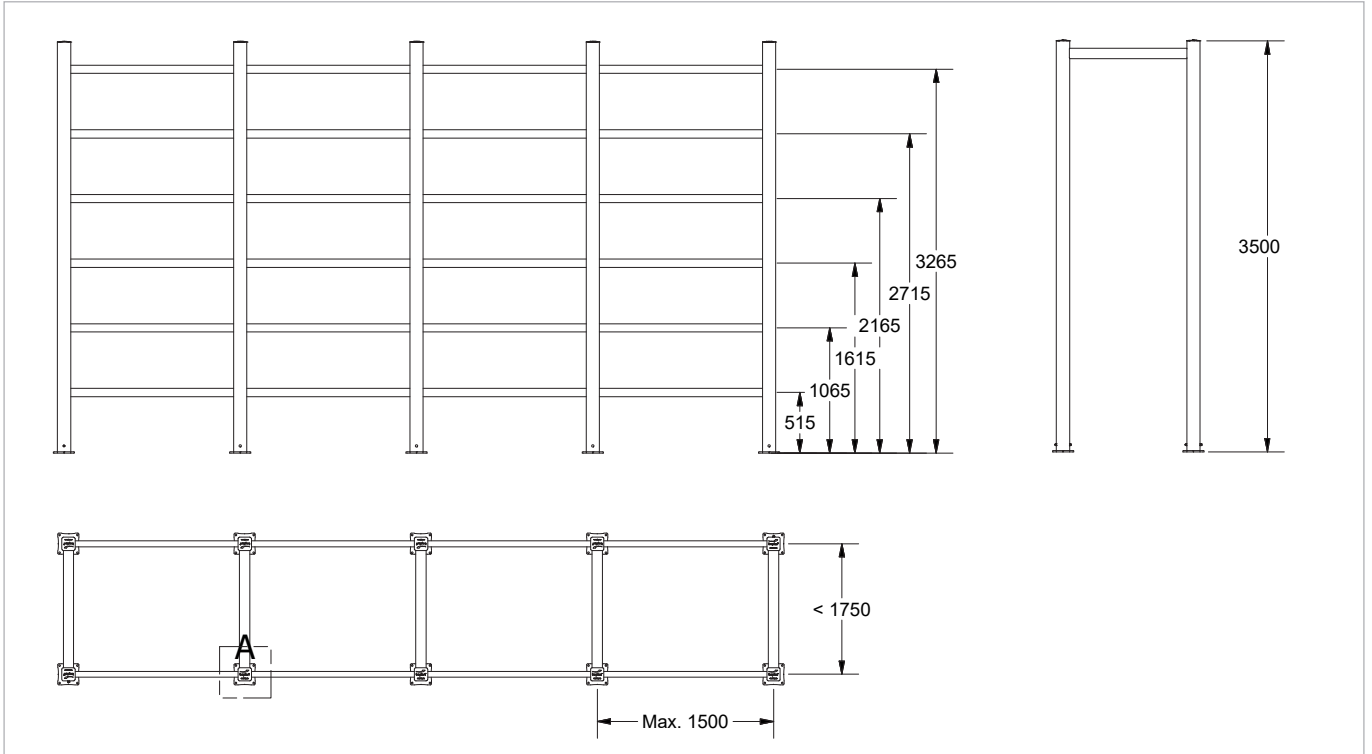
FEATURES AND FUNCTIONALITY - TUNNEL FREE STANDING

SIZE	
Height end posts	Maximum 4600 mm
Height mid post	Maximum 4600 mm
Profile section handrail	50 mm x 70 mm (6 mm wall thickness)
Profile section posts	112 mm x 112 mm (10 mm wall thickness)
Standard rail length	Standard length: 1500 mm (center - center dimension)
Baseplate	180 mm x 180 mm (10 mm thick)

REQUIREMENTS	
Concrete quality	minimum C25/30
Concrete floor plate thickness (mm)	minimum 150 mm
Concrete slab dimension around posts (mm)	800 (h) x 800 (w) x 500 (d)
Operational temperature	-10°C up to +40°C
Water and humidity	Dry indoor use only.

HEIGHT TUNNEL				
Total height	5 rails (2950 mm)	6 rails (3500 mm)	7 rails (4050 mm)	8 rails (4600 mm)
Height rail 1	515 mm	515 mm	515 mm	515 mm
Height rail 2	1065 mm	1065 mm	1065 mm	1065 mm
Height rail 3	1615 mm	1615 mm	1615 mm	1615 mm
Height rail 4	2165 mm	2165 mm	2165 mm	2165 mm
Height rail 5	2715 mm	2715 mm	2715 mm	2715 mm
Height rail 6	-	3265 mm	3265 mm	3265 mm
Height rail 7	-	-	3815 mm	3815 mm
Height rail 8	-	-	-	4365 mm

TECHNICAL DRAWINGS - TUNNEL FREE STANDING



REFERENCE LIST - TUNNEL FREE STANDING
POSTS

	5 rails (2950 mm)	6 rails (3500 mm)	7 rails (4050 mm)	8 rails (4600 mm)
Corner post (with support) - BL	HT1201-2950-CPBL	HT1201-3500-CPBL	HT1201-4050-CPBL	HT1201-4600-CPBL
Corner post (NO support) - BL	HT1201-2950-CP2BL	HT1201-3500-CP2BL	HT1201-4050-CP2BL	HT1201-4600-CP2BL
End post Left - BL	HT1201-2950-EPLBL	HT1201-3500-EPLBL	HT1201-4050-EPLBL	HT1201-4600-EPLBL
End post Right - BL	HT1201-2950-EPRBL	HT1201-3500-EPRBL	HT1201-4050-EPRBL	HT1201-4600-EPRBL
Mid post - BL	HT1201-2950-MPBL	HT1201-3500-MPBL	HT1201-4050-MPBL	HT1201-4600-MPBL

RAIL SETS

	5 rails	6 rails	7 rails	8 rails
500 mm - YE	HT1230-0500-R5YE	HT1230-0500-R6YE	HT1230-0500-R7YE	HT1230-0500-R8YE
750 mm - YE	HT1230-0750-R5YE	HT1230-0750-R6YE	HT1230-0750-R7YE	HT1230-0750-R8YE
1000 mm - YE	HT1230-1000-R5YE	HT1230-1000-R6YE	HT1230-1000-R7YE	HT1230-1000-R8YE
1250 mm - YE	HT1230-1250-R5YE	HT1230-1250-R6YE	HT1230-1250-R7YE	HT1230-1250-R8YE
1500 mm - YE	HT1230-1500-R5YE	HT1230-1500-R6YE	HT1230-1500-R7YE	HT1230-1500-R8YE
250-1500 mm - YE	HT1231-1500-R5YE	HT1231-1500-R6YE	HT1231-1500-R7YE	HT1231-1500-R8YE

CORNER RAIL SETS 90°

1500 mm - YE	HT1230-1500-R5C90YE	HT1230-1500-R6C90YE	HT1230-1500-R7C90YE	HT1230-1500-R8C90YE
250-1500 mm - YE	HT1231-1500-R5C90YE	HT1231-1500-R6C90YE	HT1231-1500-R7C90YE	HT1231-1500-R8C90YE

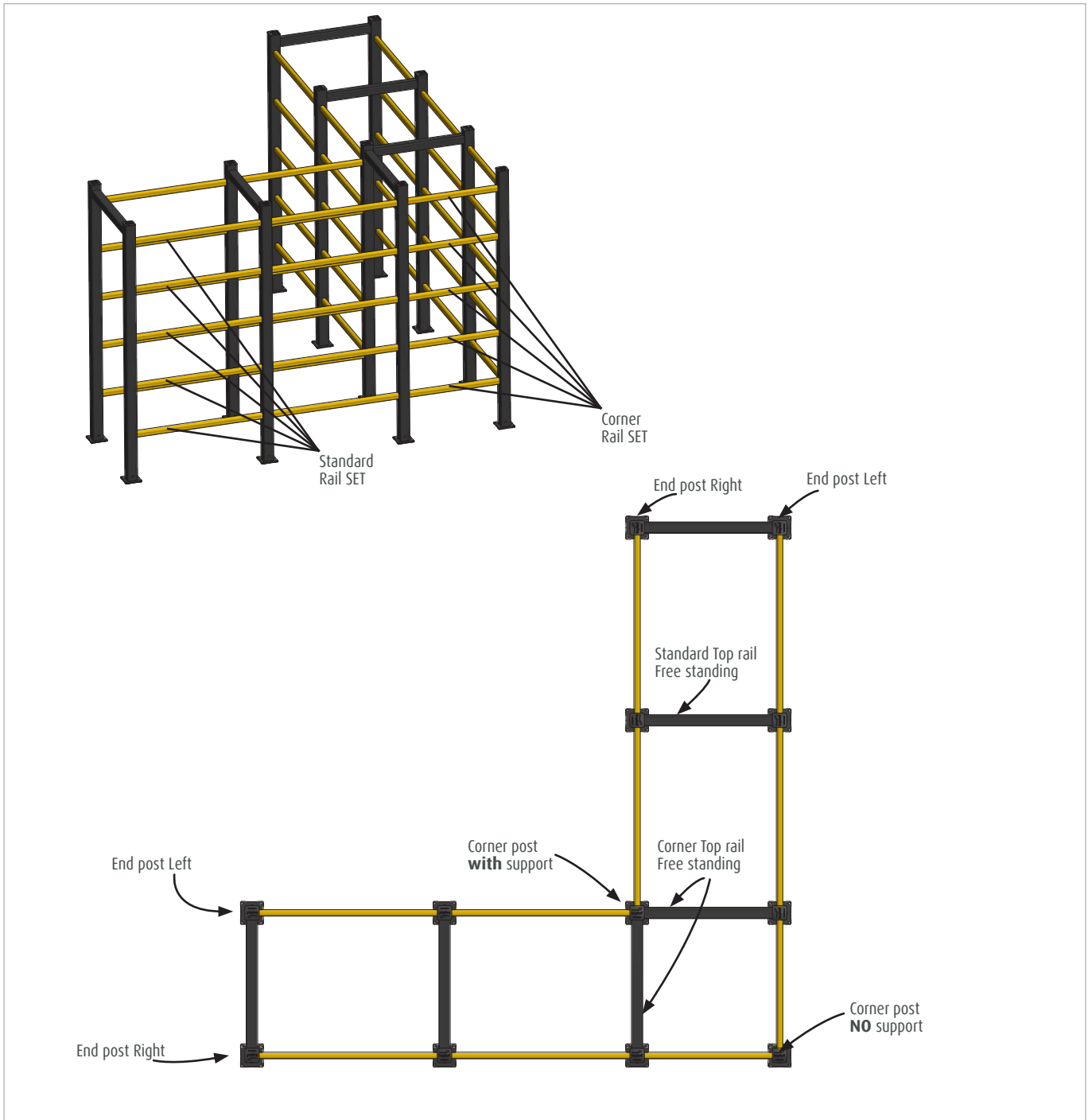
TOP RAIL - FREE STANDING

Std rail 500 - 1750 mm	HT1231-1750-TRFRBL
Corner rail (90°) 500 - 1750 mm	HT1231-1750-TRFRCPBL


SPEC SHEET >>> 183

Boplan BV Headquarter | Muizelstraat 12, 8560 Moorsele, Belgium | +32 56 20 64 20 | sales@boplan.com | www.boplan.com

DISCLAIMER: ALL PRODUCT SPECIFICATIONS AND DATA ARE SUBJECT TO CHANGE WITHOUT NOTICE TO IMPROVE RELIABILITY, FUNCTION OR DESIGN OR OTHERWISE.
© Boplan, the Boplan logo, Flex Impact, Extrilene, Rexilene, Ice Flex, Teddy Pro and RackBull are trademarks of Boplan BV. All other trademarks are property of their respective owners.



184 <<< SPECSHEET

Boplan BV Headquarter | Muizelstraat 12, 8560 Moorsele, Belgium | +32 56 20 64 20 | sales@boplan.com | www.boplan.com

DISCLAIMER: ALL PRODUCT SPECIFICATIONS AND DATA ARE SUBJECT TO CHANGE WITHOUT NOTICE TO IMPROVE RELIABILITY, FUNCTION OR DESIGN OR OTHERWISE.
 © Boplan, the Boplan logo, Flex Impact, Extrilene, Rexilene, Ice Flex, Teddy Pro and RackBull are trademarks of Boplan BV. All other trademarks are property of their respective owners.