


FLIP180B

KICK RAILS AND WHEEL STOPS





Revision: 7 October 2025 4:44 PM
Boplan reference: PL181B...



PRODUCT SPECIFICATIONS

APPLICATION	
Environment	Ground level protection - Wall protection (refrigerator walls, decorative walls, sandwich panels) - Wheel guide for pallet trucks or trolleys in busy traffic lanes - Protection of machines and infrastructure - Below a Boplan traffic barrier system - Indoor and outdoor use - Food Industry
MATERIAL	
Plinth	Extrilene® - UV resistant - Fire class E ⁺ - Non conductive - Impervious to most chemicals**
Endcap	Sustainable elastomer
STANDARD COLOURS	
Plinth	Yellow/Black - Black/Yellow (Yellow RAL 1003 & Black RAL 9005)

*Classification according to EN 13501-1:2007 +A1:2009 - Fire classification of construction products and building elements.
**Ask your local sales office for resistance to specific chemicals.

		FIXATIONS	
		ZC (Zinc coated)	SS (Stainless steel)
STANDARD	Concrete screw	 Ø17mm x 130mm	Not available
	Anchor rod (Chemical)	 M16 x 120mm + Chemical resin	M16 x 120mm + Chemical resin
ALTERNATIVES	Wedge Anchor	 M16 x 140mm	Not available
	Asphalt anchor	 Bolt M16 x 50mm + Screw Ø22 x 100mm	Not available



FEATURES AND FUNCTIONALITY - FLIP180B

SIZE	
Height	180 mm
Profile section	180 mm x 150 mm (10 thick)
Standard rail length	1000 mm - 2000 mm - 3000 mm (other sizes: 500 - 2999 mm)

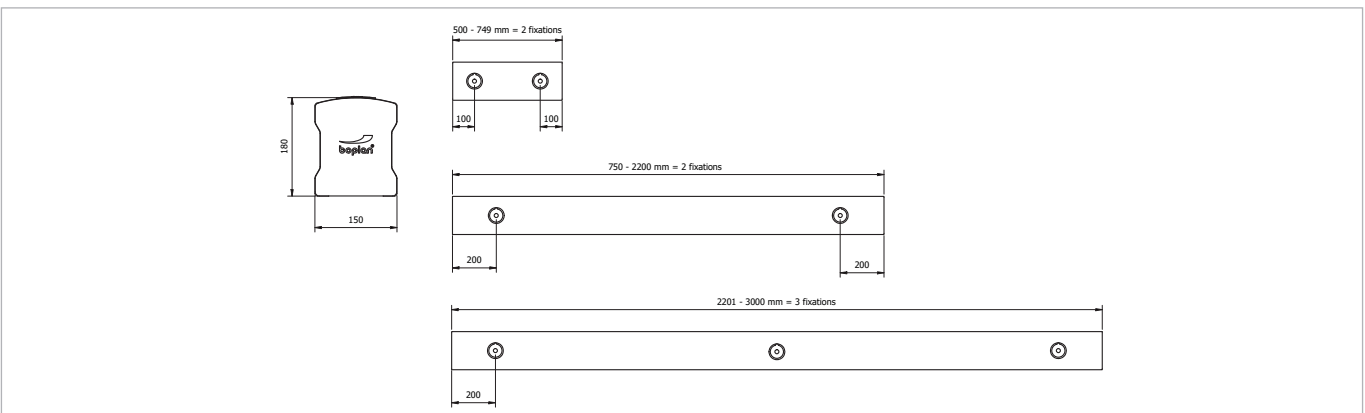
REQUIREMENTS	
Concrete quality	minimum C25/30
Concrete floor plate thickness	minimum 150 mm
Operational temperature	-10°C up to +40°C
Water and humidity	Zinc coated fixations: indoor and outdoor use in most environments

boplan **IMPACT LABEL FOR SAFETY BARRIERS**

BOPLAN FLIP180B		
IMPACT RATING	45°	90°
E50 < 50 kJ		
E40 < 40 kJ		
E30 < 30 kJ		
E25 < 25 kJ		
E20 < 20 kJ		
E15 < 15 kJ		
E12 < 12 kJ	10.3 kJ	8.1 kJ
E10 < 10 kJ		
E7 < 7.5 kJ		
E5 < 5.0 kJ		
E2 < 2.5 kJ		
E1 < 1.0 kJ		

IMPACT RESULTS Deflection: D = 250 mm / 9.84 inch At maximum impact energy	SUCCESS CRITERIA VEHICLE STOPPED ASI (ACCELERATION SEVERITY INDEX) < 0.5	
TEST CONDITIONS TEMPERATURE: 20°C / 68°F IMPACT HEIGHT: 88 mm / 3.46 Inch -> D: 250 mm / 9.84 Inch TEST FLOOR: CONCRETE SLAB C25/30 - 150 mm / 6 Inch	BOPLAN TEST CENTRE Muizelstraat 12 8560 Moorsele Belgium 	
TEST VEHICLE: TYPE: BOPLAN IMPACT TEST VEHICLE WEIGHT: 3775 kg / 8322.45 lbs SIZE (L x W x H): 3100 x 1100 x 1150 mm / 122 x 43 1/4 x 45 1/4 Inch CONTACT AREA, STEEL BUMPER WIDTH: 1000 mm / 39 1/4 Inch		IL-PL181-20240711

REFERENCE LIST - FLIP180B		
	YELLOW/Black	BLACK/Yellow
500mm (2fix)	PL181B0-0500-0002YB	PL181B0-0500-0002BY
750mm (2fix)	PL181B0-0750-0002YB	-
950mm (2fix)	PL181B0-0950-0002YB	-
1000mm (2fix)	PL181B0-1000-0002YB	PL181B0-1000-0002BY
1150mm (2fix)	PL181B0-1150-0002YB	-
1350mm (2fix)	PL181B0-1350-0002YB	-
1550mm (2fix)	PL181B0-1550-0002YB	-
1750mm (2fix)	PL181B0-1750-0002YB	-
2000mm (2fix)	PL181B0-2000-0002YB	PL181B0-2000-0002BY
3000mm (3fix)	PL181B0-3000-0002YB	PL181B0-3000-0002BY
550-749mm (2fix)	PL181B1-0749-0002YB	PL181B1-0749-0002BY
751-2200mm (2fix)	PL181B1-2200-0002YB	PL181B1-2200-0002BY
2201-2999mm (3fix)	PL181B1-2999-0002YB	PL181B1-2999-0002BY



FEATURES AND FUNCTIONALITY - FLIP180B

