SPECSHEET

FLEX® IMPACT BY BOPLAN

boplan®

READY FOR IMPACT

TB 260 PLUS

SAFETY BARRIERS

Revision: 6 July 2026 9:37 AM
Boplan reference: TP2600-...



PRODUCT SPECIFICATIONS

APPLICATION	
Environment	The TB 260 Plus is used for creating walkways and protecting pedestrians from pallet trucks, lift trucks, forklifts or other vehicles. The lower tube prevents goods or pallets sliding under the barriers and hitting pedestrians or causing damage to machines or equipment.
Impact performance at 90°	POST: 12000 Joule (Eq. to 5 ton - 5 mph)
	RAIL: 21200 Joule (Eq. to 5 ton - 6.5 mph)

MATERIAL	
Posts and rails	Extrilene - UV resistant - Fire class E* - Non conductive - Impervious to most chemicals**
Caps	Sustainable elastomer

STANDARD COLOURS	
End post	Black RAL 9005
Mid post	Black RAL 9005
Impact tube	Yellow RAL 1003
Handrails	Yellow RAL 1003

BASEPLATES	Steel	Zinc Coated Steel	Stainless steel
Material	Steel 37	Steel 37	Stainless steel 304
Coating	Lacquered	Electroplated + Laquered	No lacquer / No coating
Colour	High gloss black	Mat black	Natural colour

*Classification according to EN 13501-1:2007 +A1:2009 - Fire classification of construction products and building elements.
**Ask your local sales office for resistance to specific chemicals.

FIXATIONS			ZC (Zinc coated)	SS (Stainless steel)
STANDARD	Wedge anchor		1/2 in x 4 1/2 in	Not available
ALTERNATIVES	Wedge anchor		M12 x 120 mm	M12 x 120 mm
	Anchor rod (Chemical)		M12 x 120 mm + Chemical resin	M12 x 120 mm + Chemical resin
	Asphalt anchor		Bolt M10 x 40 mm + Screw Ø16 mm	Not available
	Spit anchor		Bolt M12 x 100 mm + Plug Ø20 mm	Not available







GRABCAD
Download 3D files

boplan READY FOR IMPACT

FEATURES AND FUNCTIONALITY - TB 260 PLUS

SIZE	
Height end posts	45 1/3 in
Height mid post	45 1/3 in
Profile section tubes	Ø8 in (2/5 in thick)
Profile section handrails	2 x 2 3/4 in (1/5 in thick)
Profile section end posts	Outer tube: Ø10 in (2/5 in thick) Inner profile: 4 2/5 x 4 2/5 in (1/3 in thick)
Profile section mid posts	Profile: 4 2/5 x 4 2/5 in (1/3 in thick)
Standard rail length	CC60 in (Tube length - 50 in)
Baseplate	End Post: 10 4/5 x 10 4/5 x (1/3 in thick) Mid Post: 7 x 7 x (1/3 in thick)

REQUIREMENTS	
Concrete quality	minimum 4000 pSI (C25/30)
Concrete floor plate thickness	minimum 6 in
Concrete slab dimension around posts (in)	23 2/3 (h) x 23 2/3 (w) x 11 4/5 (d)
Operational temperature	14°F up to 104°F
Water and humidity	**Steel** (standard): dry indoor use only. **Zinc coated:** outdoor use in most environments. **Stainless Steel:** outdoor use or frequent exposure to water and humidity.

boplan

IMPACT LABEL FOR SAFETY BARRIERS

BOPLAN TB 260 PLUS

IMPACT RATING	45°	90°
E80	< 80 kJ	
E60	< 60 kJ	
E50	< 50 kJ	
E40	< 40 kJ	
E35	< 35 kJ	30,0 kJ
E30	< 30 kJ	
E25	< 25 kJ	
E20	< 20 kJ	21,2 kJ
E15	< 15 kJ	
E10	< 10 kJ	
E5	< 5,0 kJ	
E2	< 2,5 kJ	

TEST CONDITIONS
TEMPERATURE: 20°C / 68°F
IMPACT HEIGHT: 160 mm / 6 1/4 Inch
IMPACT ANGLE: 90°
TEST FLOOR: CONCRETE SLAB C25/30 - 160 mm / 6 Inch
MANUFACTURER ANCHOR PULL OUT: 7,9 kN

TEST VEHICLE
WEIGHT: 2300 KG / 5070.63 lbs
TYPE: COMMERCIAL FORK LIFT
SIZE (L x W x h): 1890x1020x1970 mm / 74x40x78 Inch
CONTACT AREA: STEEL BUMPER WIDTH: 600 mm / 24 Inch

ACCREDITED TEST LABORATORY
TRANSPOLIS
620 Route des Fromentaux
01500 Saint-Maurice-de-Rémens
01360 Béligneux
France

SUCCESS CRITERIA VEHICLE STOPPED - ASI (ACCELERATION SEVERITY INDEX) < 0.5

IL-TP260-20250103

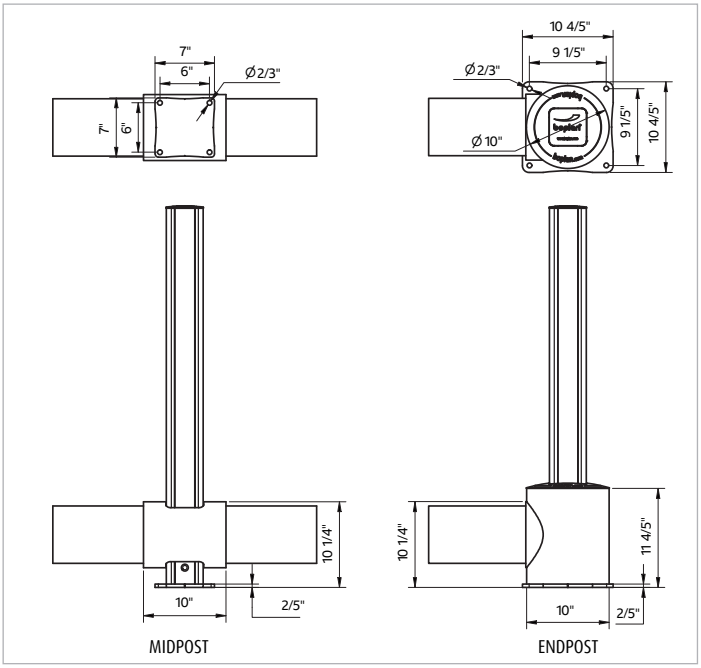

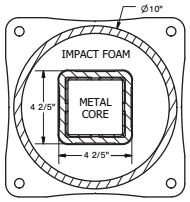

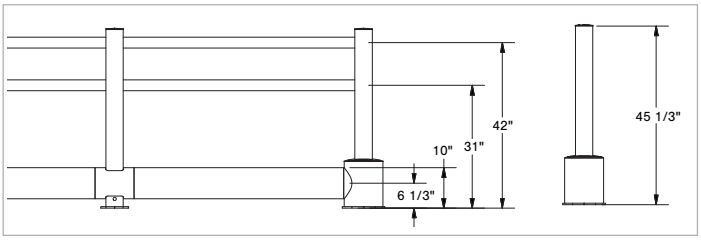

Boplan USA INC | 4350 W White Road, Suite 300, Flowery Branch, GA | +1 678 890 5906 | sales@boplan.us | www.boplan.com

DISCLAIMER: ALL PRODUCT SPECIFICATIONS AND DATA ARE SUBJECT TO CHANGE WITHOUT NOTICE TO IMPROVE RELIABILITY, FUNCTION OR DESIGN OR OTHERWISE.
© Boplan, the Boplan logo, Flex Impact, Rexilene, Ice Flex, Teddy Pro and RackBull are trademarks of Boplan BV. All other trademarks are property of their respective owners.

REFERENCE LIST - TB 260 PLUS

POSTS

End post End post - ZC End post - SS	TP2600-0001-EPYE TP2600-0001-EPYEZ TP2600-0001-EPYES	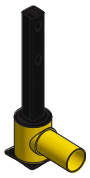
Mid post Mid post - ZC Mid post - SS	TP2600-0001-MPYE TP2600-0001-MPYEZ TP2600-0001-MPYES	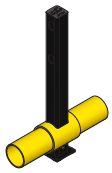
T end post* T end post - ZC* T end post - SS*	TP2600-0001-TPYE TP2600-0001-TPYEZ TP2600-0001-TPYES	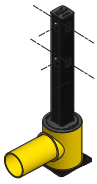

* 2 caps included to close handrail hole



CURVES

Conn.tube Ø10 Curve 14 in - YE	TP2600-0350-C250YE	
Conn.tube Ø10 - 90° Curve 14 in - YE	TP2600-0350-C259YE	

RAIL SETS

	Tube length (A)	CC length (B)	Reference
Standard rail	26 in	36 in	TB2600-0665-0915YE
Standard rail	38 in	48 in	TB2600-0970-1220YE
Standard rail	50 in	60 in	TB2600-1275-1525YE
Standard rail	62 in	72 in*	TB2600-1578-1828YE
Short rail	26 - 38 in	36 - 48 in	TB2609-0048-SRYE
Short rail	38 - 50 in	48 - 60 in	TB2609-0060-LRYE
Long rail	50 - 62 in	60 - 72 in*	TB2609-0072-LRYE

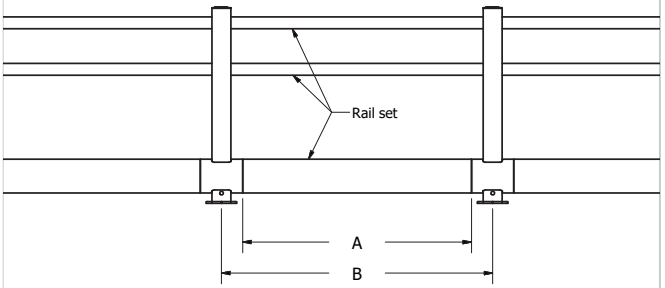

* The impact performance has not been tested for CC lengths > 60 in.
Only use these lengths for non - critical applications.

Boplan USA INC | 4350 W White Road, Suite 300, Flowery Branch, GA | +1 678 890 5906 | sales@boplan.us | www.boplan.com

DISCLAIMER: ALL PRODUCT SPECIFICATIONS AND DATA ARE SUBJECT TO CHANGE WITHOUT NOTICE TO IMPROVE RELIABILITY, FUNCTION OR DESIGN OR OTHERWISE.
© Boplan, the Boplan logo, Flex Impact, Rexilene, Ice Flex, Teddy Pro and RackBull are trademarks of Boplan BV. All other trademarks are property of their respective owners.