


DOUBLE AXES GATE

SAFETY GATES


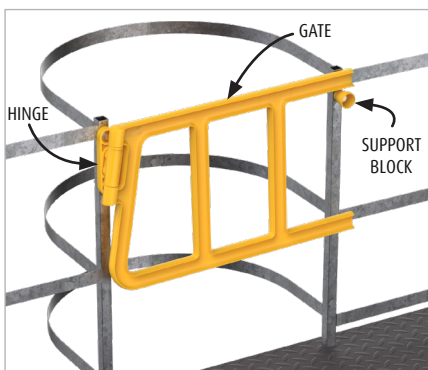
Revision: 11 February 2025 9:01 AM
Boplan reference: AG0120...



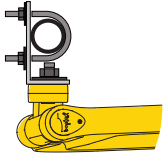
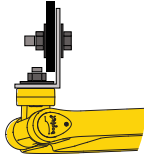
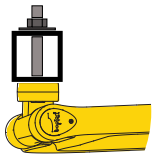
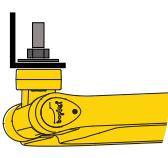
PRODUCT SPECIFICATIONS

APPLICATION	
Environment	Fall protection for cage ladders and elevated platforms (with an opening up to 37in). Indoor and outdoor environment. Extremely saline environments such as drilling platforms. Chemical industries near corrosive, chemical substances.
Features	Self-closing safety gate (gravity). Opens to the left or to the right. Opens over an angle of 120°. Can be cut on size (Cutting will be charged separately). Can be mounted on different type of poles or profiles. Designed with rounded elements that prevent snags in clothing or limbs. Colored into the mass. Eco-friendly with 100% recyclable material. Non - corrosive. UV-resistant. Fire class V-0 according to UL94 (US Standard for Safety of Flammability of Plastics). Impervious to most chemical products*. Positively tested up to 150.000 cycles (open/close).
Advisory speed	Not intended for vehicle impact.
MATERIAL	
Gate / hinge / stopper	High Impact Thermoplastic Engineered Polymer (HI-TEP) - Fire class V0* - Non conductive
Fixations	Stainless steel A4
STANDARD COLORS	
Gate / hinge / stopper	Yellow Ral 1003 (Signal Yellow)
FIXATIONS (included)	
To fix hinge	<p>Fix hinge block to plate: Bolts: M10x30mm - stainless steel (2x) Washer M10 - stainless steel (2x)</p> <p>Mount hinge assembly to surface: Bolts: M12x80mm - stainless steel (2x) Washer M12 - stainless steel (4x) Locknut M12 - stainless steel (2x)</p> 
To fix support block	<p>Bolts: M12x80mm - stainless steel (1x) Washer M12 - stainless steel (2x) Locknut M12 - stainless steel (1x)</p> 

*Ask your local sales office for resistance to specific chemicals.



FEATURES AND FUNCTIONALITY - AG DOUBLE AXES GATE

ATTACH TO	
Round tube	
I-Profile	
Square tube	
L-profile	

REQUIREMENTS	
Installation	Always need to close against a post.
Operational temperature	-4°F up to 104°F
Food proof	No
Use	Always to be opened manually. Not indented to absorb vehicle impact.
SIZE	
Section gate	(H) 2 9/16 in x (W) 2 3/8 in
Weight	19,659 lbs (version with an opening of 44 in; incl hinge, fixations,...) 18,439 lbs (version with an opening of 37 in; incl hinge, fixations, ...) 15,620 lbs (version with an opening of 34 in; incl hinge, fixations,...)

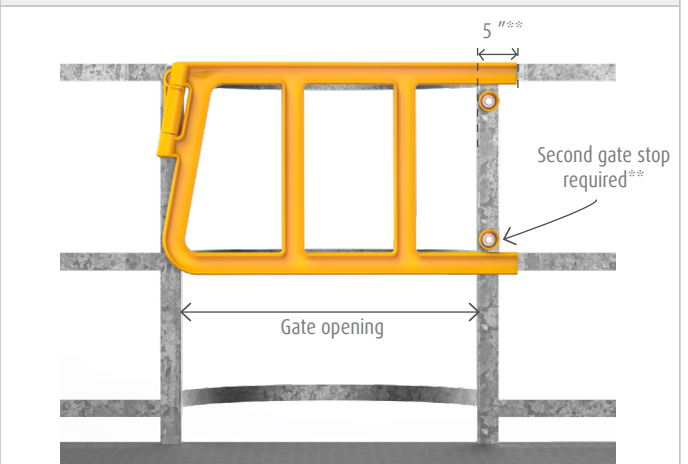
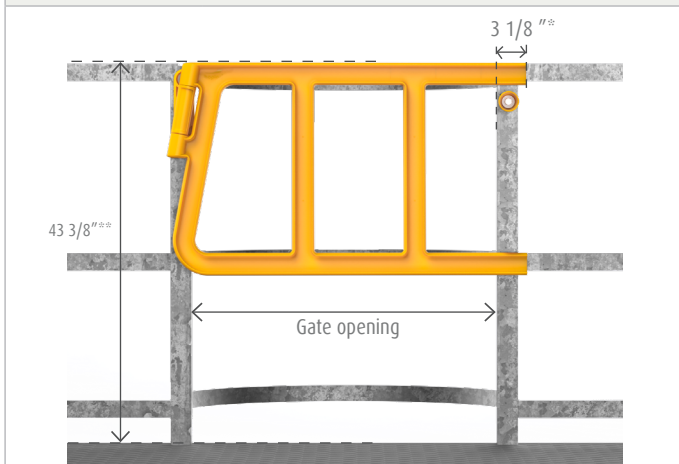
COMPLIANCE

The Double Axes Gate, with an opening up to 37 3/8 inch, DOES comply with:

- Safety standard EN14122-3 chapter 8.2 (tested on strength and TÜV certified, with certificate available upon request)
- Safety standard EN14122-3 chapter 7.1.4. (hand and knee rail)

For Regulations ISO14122-3 and OSHA1910-1910.29; ensure a minimum overlap of 3 1/8 inch and maintain the top edge of the top rail at a height of 43 3/8 inch above the walking surface*.

The Double Axes Gate, with an opening of up to 32 5/16 inch, is TÜV certified (certificate available upon request) and complies with safety standards B-92-1143 and NBN-ISO 7892:1992 (Large Soft Body Test). To adhere to these safety standards, the Double Axes Gate, with an opening up to 32 5/16 inch, must be equipped with a secondary stop positioned above the lower bar and ensure a minimum overlap of 5 inch**.

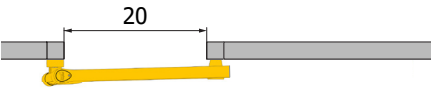

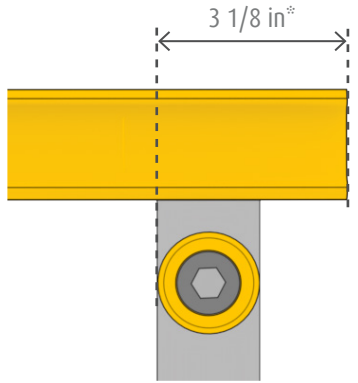
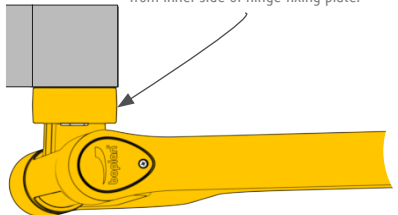
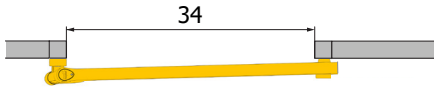







2 <<< SPECSHEET

Boplan USA INC | 4350 W White Road, Suite 300, Flowery Branch, GA | +1 678 890 5906 | sales@boplan.us | www.boplan.com

DISCLAIMER: ALL PRODUCT SPECIFICATIONS AND DATA ARE SUBJECT TO CHANGE WITHOUT NOTICE TO IMPROVE RELIABILITY, FUNCTION OR DESIGN OR OTHERWISE.
© Boplan, the Boplan logo, Flex Impact, Extrilene, Ice Flex, Teddy Pro and RackBull are trademarks of Boplan bv. All other trademarks are property of their respective owners.

REFERENCES - DOUBLE AXES GATE
DOUBLE AXES GATE - FALL PROTECTION





	Gate opening (in)		Gate overlap*
AG0120-0550-A4-YE			 <p>3 1/8 in*</p> <p>Maximum gate opening is measured from inner side of hinge fixing plate.</p> 
AG0120-0940-A4-YE			
AG0120-1020-A4-YE			
AG0120-1200-A4-YE Not suitable for fall protection!			

*Minimum overlap is required to ensure compliance with regulations ISO14122-3 and OSHA1910-1910.29.

FALL PROTECTION


**The top edge of the top rail must be at a height of 43 3/8 inches above the walking surface to ensure compliance with regulations ISO 14122-3 and OSHA 1910-1910.29.

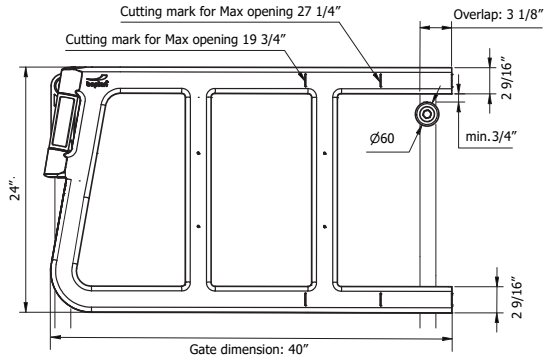
REFERENCES - DOUBLE AXES GATE

DOUBLE AXES GATE - ACCESSORIES	
AG0199-0003-0610BL*	<p>End cap Black aluminium (incl fixations)</p> 
AG0199-0002-0385BL	<p>Sign board 9 7/6 x 15 1/8 inch Black (incl fixations)</p> 
AG0199-0004-0016A2	<p>Magnetic locking system 35,3 lbs pullpower (incl fixations)</p> 
AG0199-0001-0050BL	<p>Safety knob Black Rubber (incl fixations)</p> 

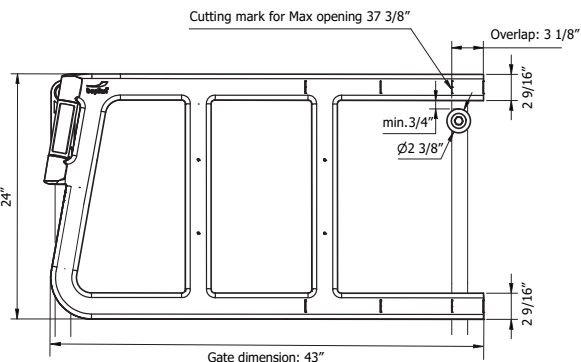
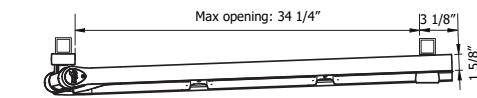
* The End cap must not come into contact with the support block.

DOUBLE AXES GATE - ACCESSORIES	
AG0199-0005-0060YE	<p>Support Block (incl fixations)</p> 
AG0199-0006-0055A4	<p>L-Bracket (incl fixations)</p> 
AG0199-0005-0245A4	<p>Pipe fixing system Tubes Ø1 1/2 - 2 1/16 inch (incl fixations)</p> 
AG0199-0005-001PYE	
AG0199-0005-00PFYE	

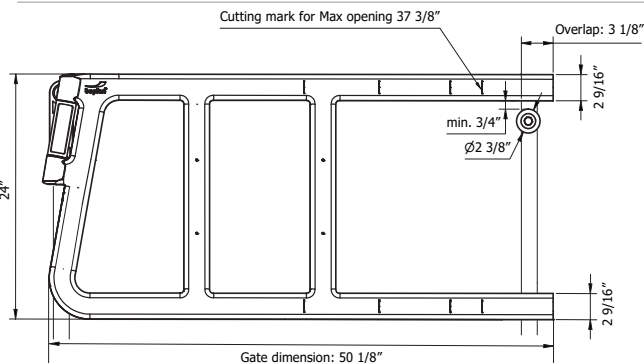
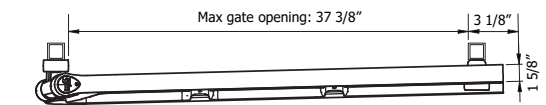
TECHNICAL DRAWINGS - DOUBLE AXES GATE



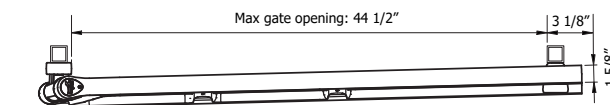
Double Axes Gate - opening 34 inch



Double Axes Gate - opening 37 inch

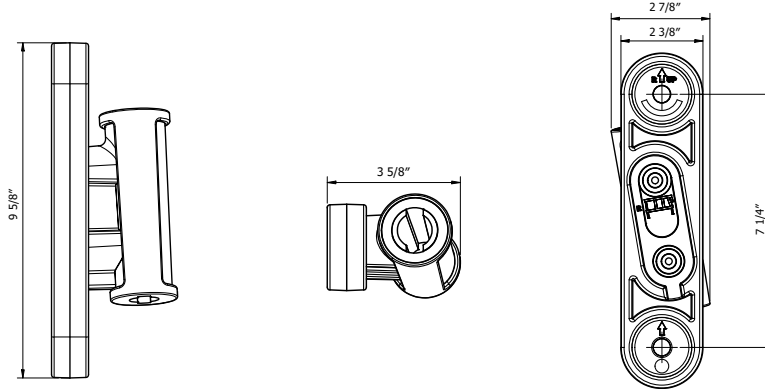


Double Axes Gate - opening 44 inch



TECHNICAL DRAWINGS - DOUBLE AXES GATE

Axes Gate hinge dimensions



Gravity closing system

